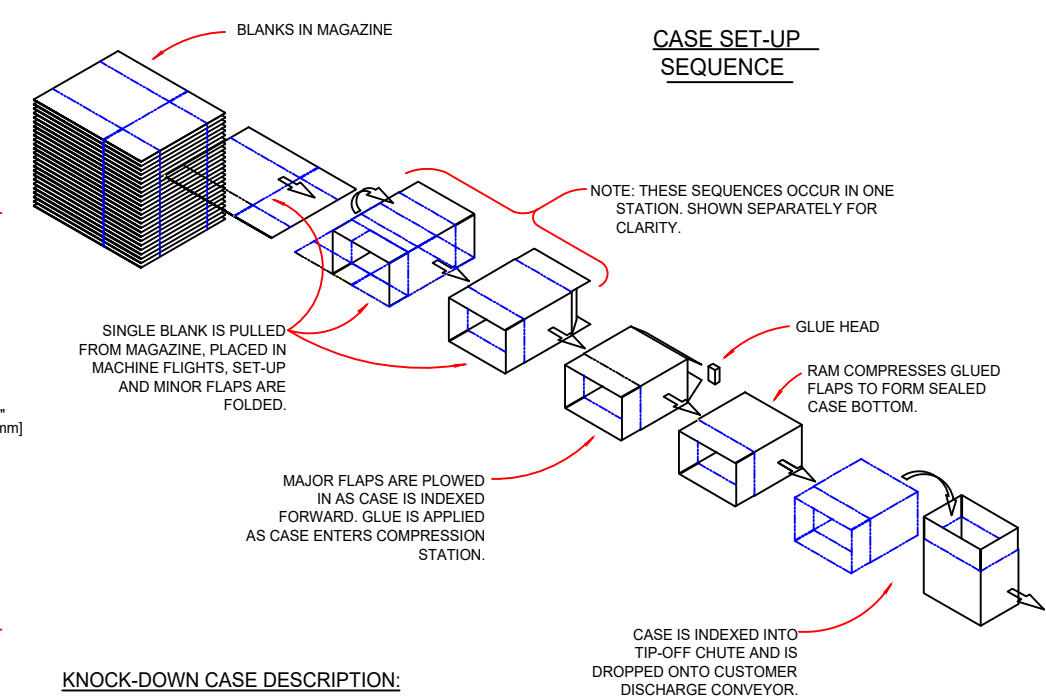
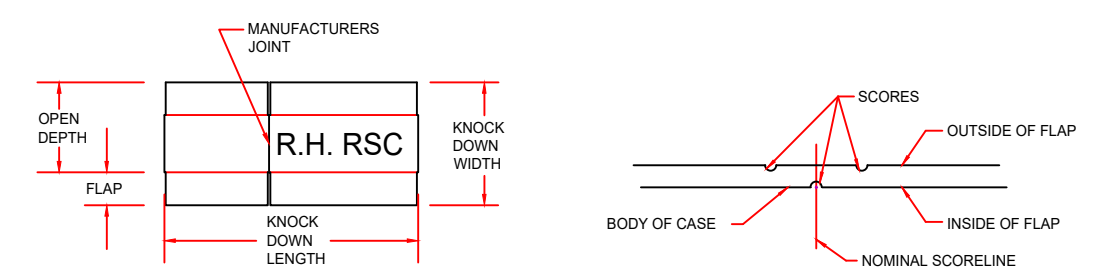


PLAN VIEW



KNOCK-DOWN CASE DESCRIPTION:



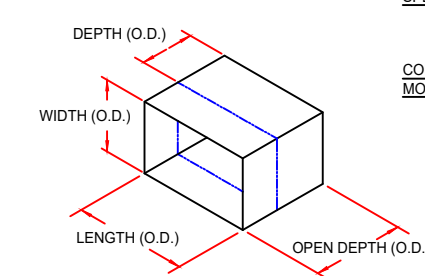
DOUBLE POINT SCORING
 THE STYLE AND QUALITY OF SCORING CAN EFFECT THE OPERATION AND PERFORMANCE OF THE CE35-G.
 PEARSON PACKAGING SYSTEMS RECOMMENDS THAT CASES WITH DOUBLE POINT SCORING BE USED. (SEE SKETCH ABOVE) IN ORDER TO MAXIMIZE THE CONSISTENCY OF OPERATION OF YOUR MACHINE.

SPEED CAPACITY: THE MAXIMUM SPEED THAT THE CE35-G CASE ERECTOR IS CAPABLE OF IS 35 CPM.

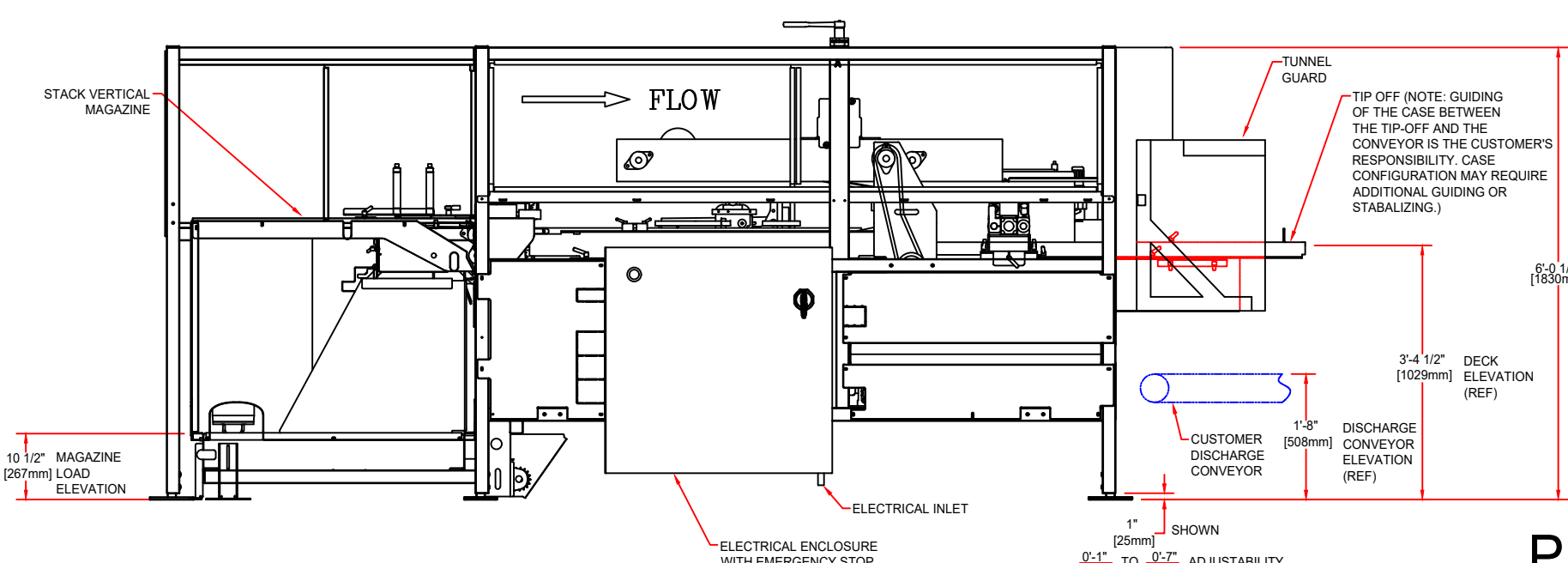
CORRUGATED SIZE RANGE
 MODEL CE35-G

ERECTED CASE SIZES (in)				
	LENGTH	WIDTH	DEPTH	OPEN DEP
MINIMUM	8.75	5.00	3.50	6.00
MAXIMUM	23.50	16.00	18.50	21.00

KNOCKDOWN CASE SIZES (in)			
	KDL	KDW	FLAP
MINIMUM	13.75	8.50	2.50
MAXIMUM	39.50	29.00	8.00



SET-UP CASE



ELEVATION VIEW

MACHINE SHOWN RUNS RH CASE

UTILITY REQUIREMENTS

AIR REQUIREMENTS: 1.341 SCF/CYCLE @ 80 PSI (0.038m³ PER CYCLE @ 551.2 KPa)
ELECTRICAL REQUIREMENTS: 230/460 VOLTS, 3 PHASE, 60 Hz STANDARD
 FULL LOAD AMPS - 20.0 AMPS
 DISCONNECT SIZE - 30 AMP

POWER REQUIREMENTS PROVIDED ARE FOR A BASE MACHINE AND CUSTOM OPTIONS MAY RESULT IN CHANGES.

PRELIMINARY
 (ALL DIMENSIONS ARE APPROXIMATE AND MAY VARY WITH FINAL DESIGN)

DATE	REVISION	EDN NO.	REV. BY	CHKD BY
2/17/16	ADDED TIP-OFF NOTE		K.A.	
11/18/14	SHOW CORRECT OPRT ENLC MOUNTING, DELETE OPT AUX OPRT STATION NOTE		K.A.	
10/18/12	UP-DATE ELEC UTILITIES, DELETE MACH HAND INFO		K.A.	
7/11/12	UP-DATE MAG. GUARING, SHOW AMPERAGE INFO		K.A.	

2' - 2 7/16"
 672
 DIMENSIONS ARE IN FOOT FRACTION INCH OVER MILLIMETERS.

PEARSON PACKAGING SYSTEMS
 8130 WEST SUNSET HIGHWAY
 SPOKANE, WASHINGTON 89224
 WWW.PEARSONPKS.COM

TITLE
 CE35-G CASE ERECTOR, RH CASE, VERTICAL STACK RIGHT ANGLE MAGAZINE

DR. K.A. **7/11/12** **DWG NO.** 638034L
CHK. **APP.** **SCALE** **SHEET**

PROPRIETARY
 NEITHER THIS DOCUMENT NOR THE INFORMATION CONTAINED THEREIN MAY BE REPRODUCED OR DISCLOSED TO ANYONE WITHOUT THE WRITTEN PERMISSION OF R.A. PEARSON CO.