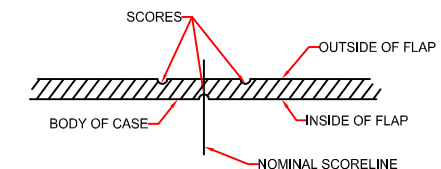
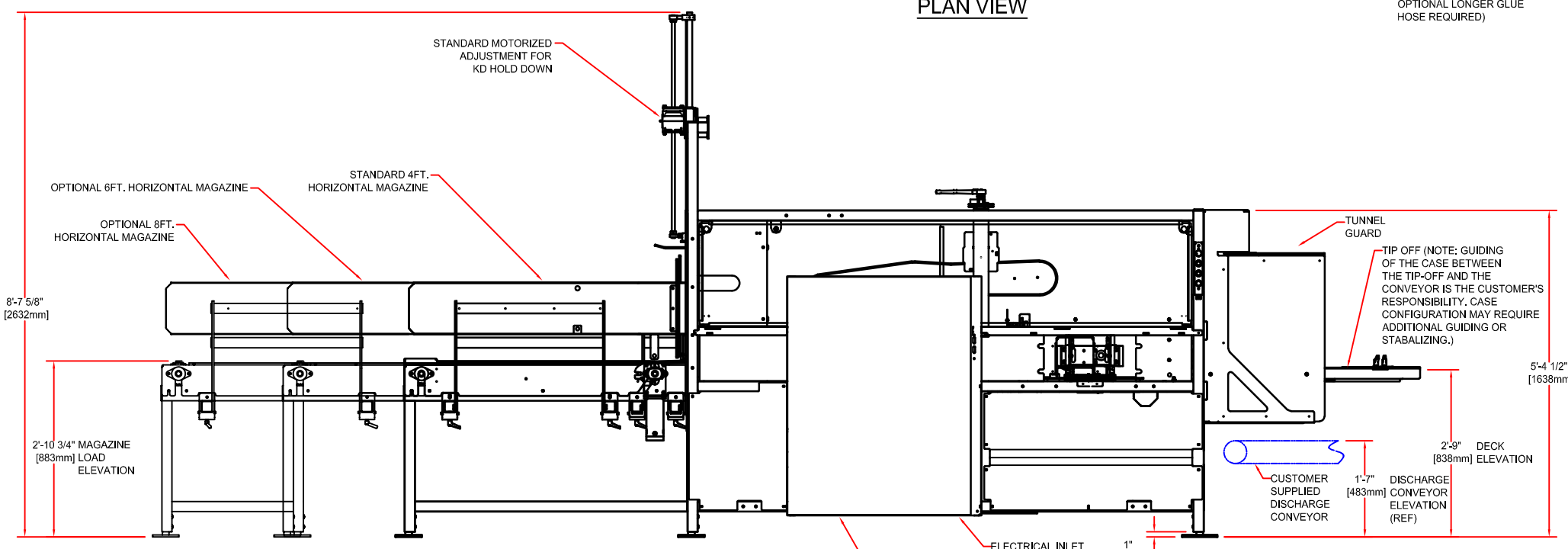


DOUBLE POINT SCORING:
 THE STYLE AND QUALITY OF SCORING CAN AFFECT THE OPERATION AND PERFORMANCE OF THE CASE ERECTOR. PEARSON PACKAGING SYSTEMS RECOMMENDS THAT CASES WITH DOUBLE POINT SCORING BE USED. (SEE DIAGRAM ABOVE), IN ORDER TO MAXIMIZE THE CONSISTENCY OF OPERATION OF YOUR MACHINE.



PLAN VIEW



UTILITY REQUIREMENTS
 AIR REQUIREMENTS: 1.598 SCF/CYCLE @ 80 PSI (0.045m³) PER CYCLE @ 551.2 KPa)
 ELECTRICAL REQUIREMENTS: 230/460 VOLTS, 3 PHASE, 60 Hz STANDARD
 FULL LOAD AMPS - 18.3 AMPS @ 460V
 DISCONNECT SIZE - 30 AMP
POWER REQUIREMENTS PROVIDED ARE FOR A BASE MACHINE AND CUSTOM OPTIONS MAY RESULT IN CHANGES.
 MACHINE WEIGHT: APPROX. 3,350 LBS. (1,508 Kg)

ELEVATION VIEW

PROPRIETARY
 NEITHER THIS DOCUMENT NOR THE INFORMATION CONTAINED THEREIN MAY BE REPRODUCED OR DISCLOSED TO ANYONE WITHOUT THE WRITTEN PERMISSION OF R.A. PEARSON CO.

DATE	REVISION	ECN NO.	REV. BY	CHKD BY
5/13/20	REVISED LAYOUT PER 30 DAY LEAD TIME CHANGES			K.A.
3/24/18	UP-DATE ELEC UTILITY INFO			K.A.
10/30/17	SHOW STD MOTORIZED KD HOLD-DOWN			K.A.
9/26/17	SHOW OPTIONAL CONFIGURATION NOTES			K.A.
2/17/16	ADDED NOTE ON TIP-OFF			K.A.
6/2/14	PV +6 7 INCH WAS PV 600 HMI			K.A.
3/19/14	SHOW UP-DATED OPERT STAT ORIENTATION			K.A.
1/31/14	AIR CONSUMPTION WAS 1.438 SCF/M- 0.041 M CUBED			K.A.
8/8/12	UP-DATE ELECT UTILITY INFO, DELETE MACH HAND INFO.			K.A.

STANDARD RSC CORRUGATED SIZE RANGE

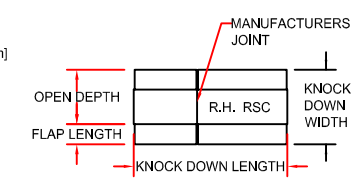
ERECTED CASE SIZE

CASE	LENGTH	WIDTH	DEPTH	OPEN DEPTH
MINIMUM	8.75(222)	5.00(127)	3.50(89)	6.00(152)
MAXIMUM	23.50(597)	16.00(406)	18.50(470)	21.00(533)

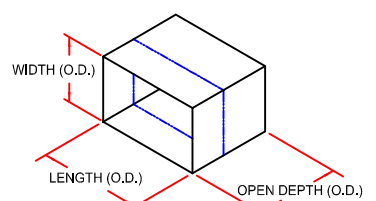
KNOCKDOWN CASE SIZES (IN)

	KDL	KDW	FLAP
MINIMUM	13.75(349)	8.50(216)	2.50(64)
MAXIMUM	39.50(1003)	29.00(737)	8.00(203)

KNOCK-DOWN CASE DESCRIPTION:



MACHINE SHOWN RUNS RH CASES



PRELIMINARY

(ALL DIMENSIONS ARE APPROXIMATE AND MAY VARY WITH FINAL DESIGN)

2' - 2 7/16" 672

DIMENSIONS ARE IN FOOT FRACTION INCH OVER MILLIMETERS.

PEARSON PACKAGING SYSTEMS
 6120 WEST SUNSET HIGHWAY
 SPOKANE, WASHINGTON 99224
 WWW.PEARSONPKG.COM

TITLE: **CE35-G CASE ERECTOR IN-LINE HORIZONTAL MAGAZINE**

DR. K.A. 3/29/11 DWG NO. 639009L

CHK. APP. SCALE SHEET