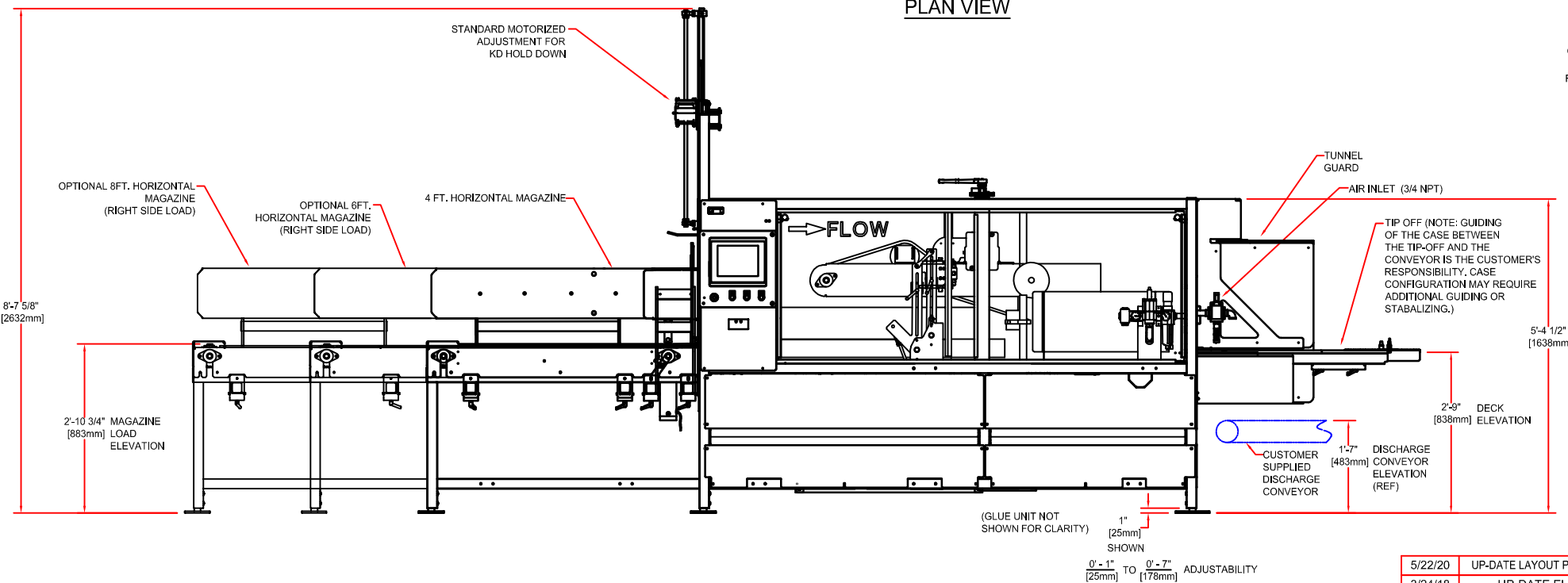


PLAN VIEW



ELEVATION VIEW

**UTILITY REQUIREMENTS**

AIR REQUIREMENTS: 1,598 SCF/CYCLE @ 80 PSI (0.045m<sup>3</sup>) PER CYCLE @ 551.2 KPa  
 ELECTRICAL REQUIREMENTS: 230/460 VOLTS, 3 PHASE, 60 Hz STANDARD  
 FULL LOAD AMPS - 18.3 AMPS @ 460V  
 DISCONNECT SIZE - 30 AMP

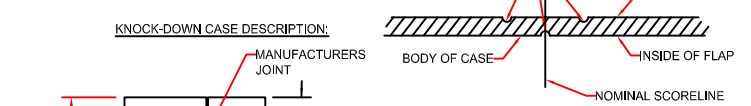
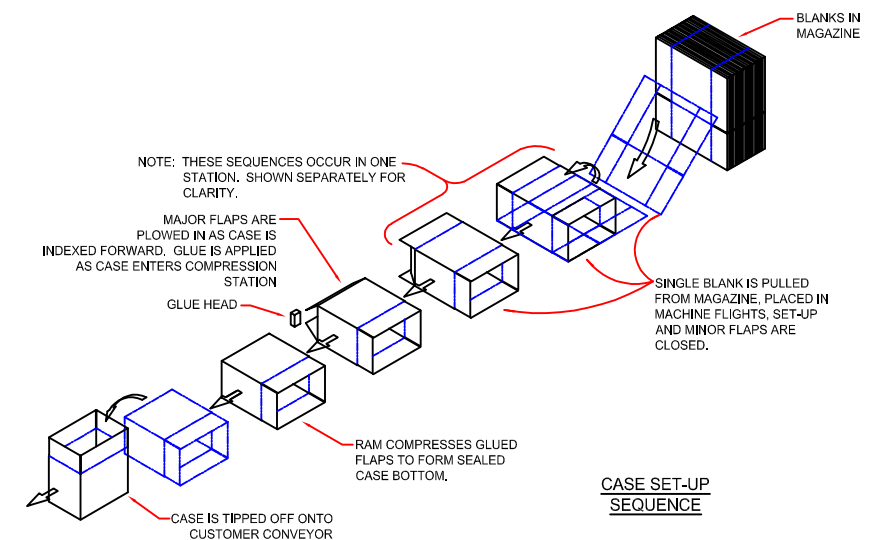
**POWER REQUIREMENTS PROVIDED ARE FOR A BASE MACHINE AND CUSTOM OPTIONS MAY RESULT IN CHANGES.**

MACHINE WEIGHT: APPROX. 3,350 LBS. (1,508 Kg)

**PRELIMINARY**

(ALL DIMENSIONS ARE APPROXIMATE AND MAY VARY WITH FINAL DESIGN)

PROPRIETARY  
 NEITHER THIS DOCUMENT NOR THE INFORMATION CONTAINED THEREIN MAY BE REPRODUCED OR DISCLOSED TO ANYONE WITHOUT THE WRITTEN PERMISSION OF R.A. PEARSON CO.



**DOUBLE POINT SCORING:**

THE STYLE AND QUALITY OF SCORING CAN AFFECT THE OPERATION AND PERFORMANCE OF THE CASE ERECTOR. PEARSON PACKAGING SYSTEMS RECOMMENDS THAT CASES WITH DOUBLE POINT SCORING BE USED. (SEE DIAGRAM ABOVE), IN ORDER TO MAXIMIZE THE CONSISTENCY OF OPERATION OF YOUR MACHINE.

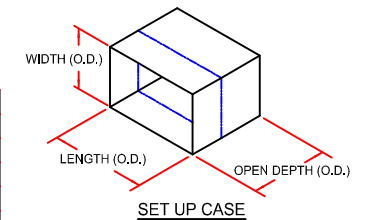
**STANDARD RSC CORRUGATED SIZE RANGE**

ERECTED CASE SIZE				
CASE	LENGTH	WIDTH	DEPTH	OPEN DEPTH
MINIMUM	8.75(222)	5.00(127)	3.50(89)	6.00(152)
MAXIMUM	23.50(597)	16.00(406)	18.50(470)	21.00(533)

**KNOCKDOWN CASE SIZES (IN)**

	KDL	KDW	FLAP
MINIMUM	13.75(349)	8.50(216)	2.50(64)
MAXIMUM	39.50(1003)	29.00(737)	8.00(203)

**MACHINE SHOWN RUNS A LH CASE**



DATE	REVISION	EDN NO.	REV. BY	CHKD BY
5/22/20	UP-DATE LAYOUT PER 30 DAY LEAD TIME CHANGES		K.A.	
3/24/18	UP-DATE ELECTRICAL UTILITY INFO		K.A.	
1/23/18	PV PLUS 1000 WAS PV PLUS 700		K.A.	
9/26/17	SHOW OPTIONAL CONFIGURATION NOTES, ADD MOTORIZED KD HOLDDOWN		K.A.	
2/17/16	ADDED TIP-OFF NOTE		K.A.	
6/2/14	PV +6 7 INCH WAS PV 600 HMI		K.A.	
3/19/14	SHOW UP-DATED OPRT STAT ORIENTATION		K.A.	
1/31/14	AIR CONSUMPTION WAS 1,438 SCF/M- 0.041 M CUBED		K.A.	
8/9/12	UP-DATED ELECT UTILITY INFO, DELETED MACH HAND INFO.		K.A.	
12/8/10	CHANGED AIR CONSUMPTION PER NICK A. WAS .456		K.A.	
3/1/10	AIR CONSUMPTION WAS 1,382, CHANGED PER NICK A.		K.A.	
2/26/10	MOVED L.H. TEXT NEXT TO RSC TEXT IN KD DIAGRAM		K.A.	
10/1/09	ADDED STANDARD TUNNEL GUARD		K.A.	
5/12/09	DRAWING NO. WAS D575792R		K.A.	

2' - 2 7/16" 672

DIMENSIONS ARE IN FOOT FRACTION INCH OVER MILLIMETERS.

**PEARSON PACKAGING SYSTEMS**  
 6120 WEST SUNSET HIGHWAY  
 SPOKANE, WASHINGTON 99224  
 WWW.PEARSONPKG.COM

TITLE: **CE35-G, CASE ERECTOR**

DR.	K.A.	5/12/09	DWG NO.	639009R
CHK.				
APP.			SCALE	SHEET