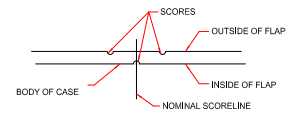


**UTILITY REQUIREMENTS**  
 AIR REQUIREMENTS: .6910 SCF/CYCLE @ 80 PSI (0.0200m<sup>3</sup> PER CYCLE @ 551.2 KPa)  
 ELECTRICAL REQUIREMENTS: 230/460 VOLTS, 3 PHASE, 60 HZ STANDARD  
 FULL LOAD AMPS - 5.0 AMPS  
 DISCONNECT SIZE - 30 AMP  
**POWER REQUIREMENTS PROVIDED ARE FOR A BASE MACHINE AND CUSTOM OPTIONS MAY RESULT IN CHANGES.**  
 MACHINE WEIGHT: APPROX. 1,920 LBS. (865 Kg.)  
 SPEED CAPACITY: SEE ORDER SPECIFICATIONS FOR SPECIFIC MACHINE SPEEDS.



**DOUBLE POINT SCORING**  
 THE STYLE AND QUALITY OF SCORING CAN EFFECT THE OPERATION AND PERFORMANCE OF THE CE25-T.  
 PEARSON PACKAGING SYSTEMS RECOMMENDS THAT CASES WITH DOUBLE POINT SCORING BE USED. (SEE SKETCH ABOVE) IN ORDER TO MAXIMIZE THE CONSISTENCY OF OPERATION OF YOUR MACHINE.

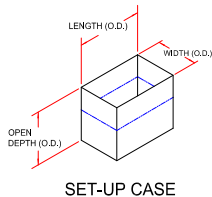
**CORRUGATED SIZE RANGE**

**ERECTED CASE SIZE**

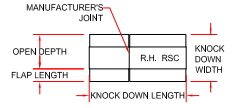
CASE	LENGTH	WIDTH	DEPTH	OPEN DEPTH
MINIMUM	8.00 (203)	5.50 (140)	3.00 (76)	6.00 (152)
MAXIMUM	24.00 (610)	16.00 (406)	18.50 (470)	21.00 (533)

**KNOCKDOWN CASE SIZES (IN)**

	KDL	KDW	FLAP
MINIMUM	13.00 (330)	8.00 (203)	2.50 (64)
MAXIMUM	40.00 (1016)	29.00 (737)	8.00 (203)



**KNOCK-DOWN CASE DESCRIPTION:**



DATE	REVISION	EN NO.	REV. BY	DRG BY
1/14/20	UP-DATE PER STREAMLINE 30 DAY CHANGES			KA
3/24/18	UP-DATE ELEC UTILITY INFO			KA
11/29/17	SHOW OPTIONAL CONFIGURATION TEXT	-4		A.H.
3/23/17	DELETE 10 FT MAG EXTENSION	-3		K.A.
2/23/16	SHOW UCD-2 WITH HMI IN OPRT STATION	-2		K.A.
6/5/15	ADD 10 FOOT MAGAZINE EXTENSION	-1		K.A.
1/6/15	6.0 MIN OPEN DEPTH WAS 5.5			K.A.
6/19/14	MOVE OPERATORS ENCLOSURE TO DISCHARGE END OF MACHINE			K.A.
11/26/13	CHANGE MIN WIDTH FROM 5.0" TO 5.5"			K.A.
8/8/12	DELETE MACH HAND INFO UPDATE ELECT UTILITIES INFO.			K.A.
1/3/12	ADD TUNNEL GUARD PER DERICK BAKER			K.A.
2/26/10	MOVED R.H.TEXT NEXT TO RSC TEXT ON KD DIAGRAM			K.A.
4/22/09	UPDATED TO NEW CASE HAND DESCRIPTION			GJN
1/15/09	SHOW LAYOUT PER LAYERED FLOOR PLAN			K.A.
9/18/08	INCREASE ENCLOSURE SIZE TO 36 X 36			K.A.

**PRELIMINARY**  
 (ALL DIMENSIONS ARE APPROXIMATE AND MAY VARY WITH FINAL DESIGN)

2' - 2 7/16" = 672  
 DIMENSIONS ARE IN FOOT FRACTION INCH OVER MILLIMETERS.

		5120 WEST SUNSET BLVD SUITE 100 DENVER, CO 80231 WWW.PEARSONPK.COM	
<b>TITLE</b> CE25-T CASE ERECTOR TAPE SEAL			
DR.	K.A.	1/31/12	DWG NO. 638004L-4
CHK.			SCALE
APP.			SHEET

PROPRIETARY  
 NEITHER THIS DOCUMENT NOR THE INFORMATION CONTAINED THEREIN MAY BE REPRODUCED OR DISCLOSED TO ANYONE WITHOUT THE WRITTEN PERMISSION OF R.A. PEARSON CO.