

**UTILITY REQUIREMENTS**

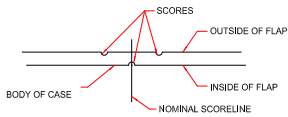
AIR REQUIREMENTS : .8910 SCF/CYCLE @ 90 PSI (0.0220m<sup>3</sup> PER CYCLE @ 651.2 KP<sub>a</sub>)  
 ELECTRICAL REQUIREMENTS : 230/460 VOLTS, 3 PHASE, 60 Hz STANDARD

FULL LOAD AMPS - 5.0 AMPS  
 DISCONNECT SIZE - 30 AMP

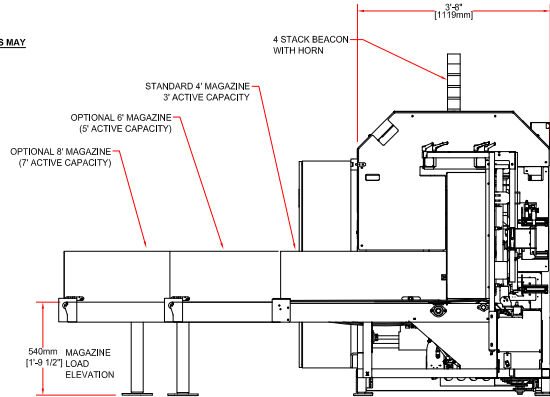
**POWER REQUIREMENTS PROVIDED ARE FOR A BASE MACHINE AND CUSTOM OPTIONS MAY RESULT IN CHANGES.**

MACHINE WEIGHT: APPROX. 1,920 LBS. (865 Kg.)

**SPEED CAPACITY:** SEE ORDER SPECIFICATIONS FOR SPECIFIC MACHINE SPEEDS.

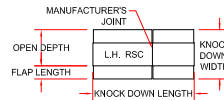


**MACHINE SHOWN RUNS LH CASES**



**END VIEW**

**KNOCK-DOWN CASE DESCRIPTION:**

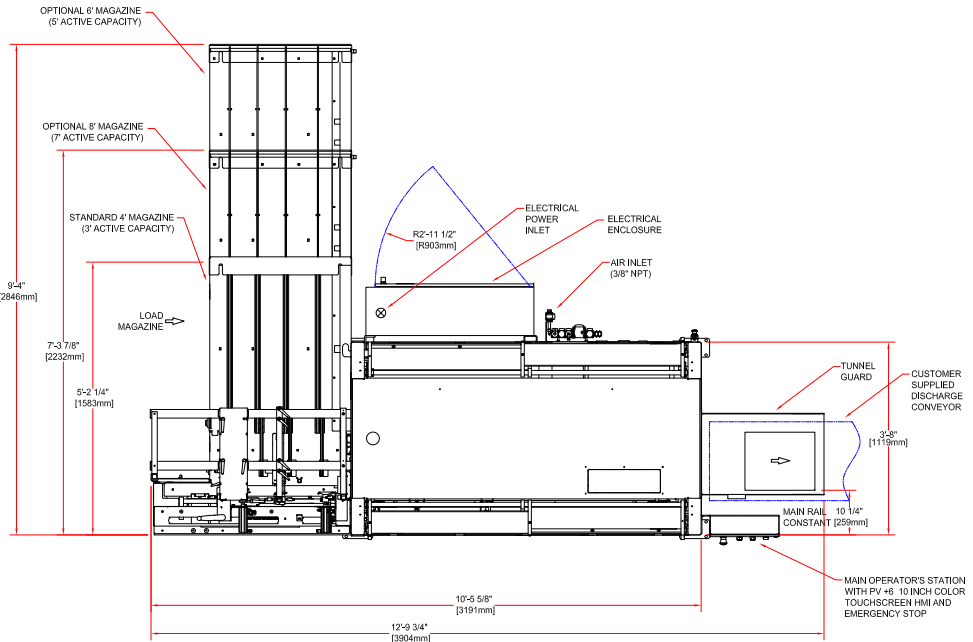
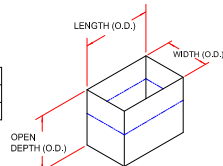


**CORRUGATED SIZE RANGE ERECTED CASE SIZE**

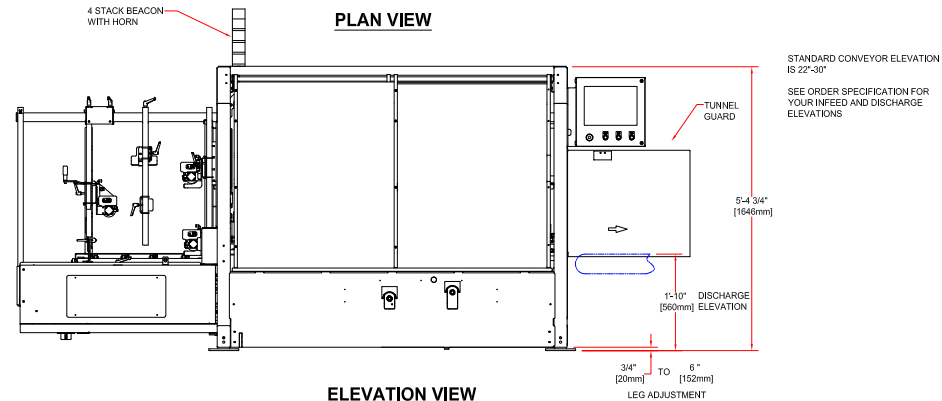
CASE	LENGTH	WIDTH	DEPTH	OPEN DEPTH
MINIMUM	8.00 (203)	5.50 (140)	3.00 (76)	6.0 (152)
MAXIMUM	24.00 (610)	16.00 (406)	18.50 (470)	21.00 (533)

**KNOCKDOWN CASE SIZES (IN)**

	KDL	KDW	FLAP
MINIMUM	13.00 (330)	8.00 (203)	2.50 (64)
MAXIMUM	40.00 (1016)	28.00 (737)	8.00 (203)



**PLAN VIEW**



**ELEVATION VIEW**

**PRELIMINARY**

(ALL DIMENSIONS ARE APPROXIMATE AND MAY VARY WITH FINAL DESIGN)

2' - 2 7/16" 672

DIMENSIONS ARE IN FOOT FRACTION INCH OVER MILLIMETERS.

		5120 WEST SURREY AVENUE SPokane, WA 99218-0924 www.pearsonpa.com	
TITLE <b>CE25-T CASE ERECTOR TAPE SEAL</b>			
DR.	K.A.	1/31/12	DWG NO. <b>638004R-4</b>
CHK.			SCALE
APP.			SHEET

DATE	REVISION	EN NO.	REV. BY	CHKD BY
1/14/20	UP-DATE PER STREAMLINE 30 DAY DESIGN		K.A.	
3/24/18	UP-DATE ELEC UTILITY INFO, PV 1000 WAS 700		K.A.	
11/29/17	SHOW OPTIONAL CONFIGURATION TEXT		GJN	
5/24/16	DELETE 6FT ADDITIONAL MAG. OPTION		K.A.	
2/23/16	SHOW UCD-2 WITH HMI IN OPRT STATION		K.A.	

PROPRIETARY  
 NEITHER THIS DOCUMENT NOR THE INFORMATION CONTAINED THEREIN MAY BE REPRODUCED OR DISCLOSED TO ANYONE WITHOUT THE WRITTEN PERMISSION OF R.A. PEARSON CO.