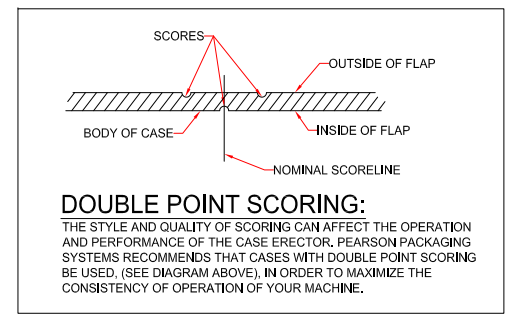
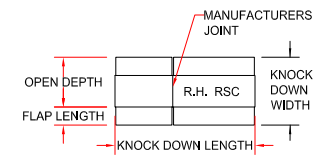


KNOCK-DOWN CASE DESCRIPTION:



STANDARD RSC CORRUGATED SIZE RANGE

ERECTED CASE SIZE

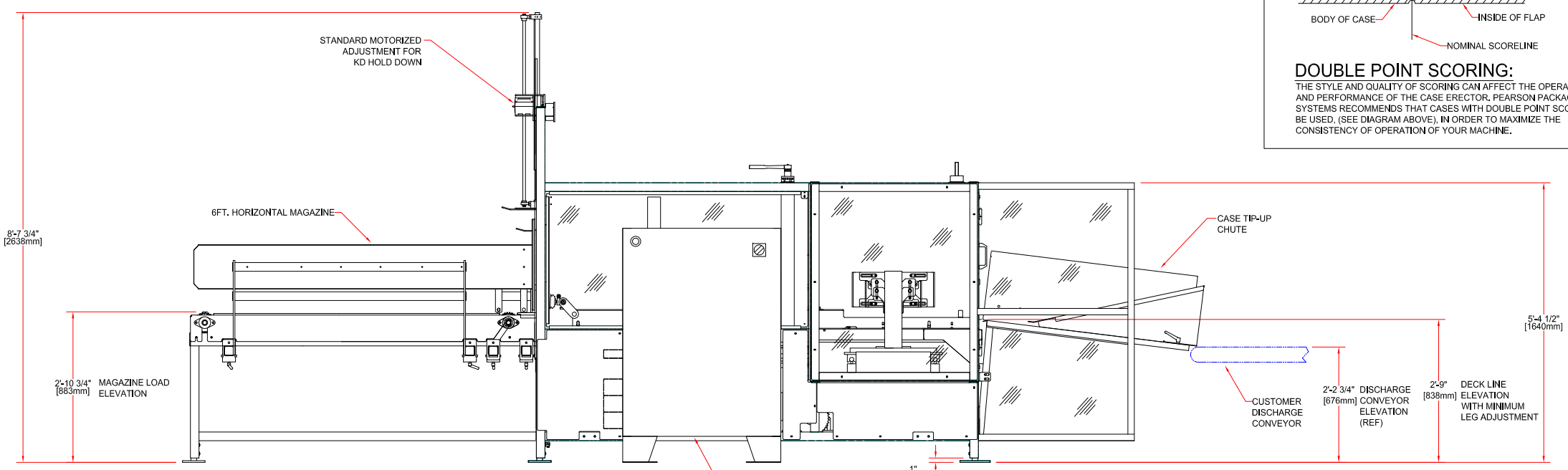
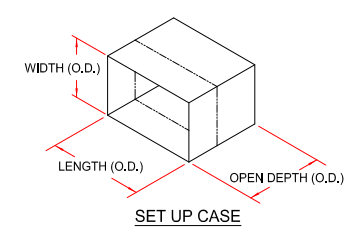
CASE	LENGTH	WIDTH	DEPTH	OPEN DEPTH
MINIMUM	8.75(222)	5.00(127)	3.50(89)	6.00(152)
MAXIMUM	23.50(597)	16.00(406)	18.50(470)	21.00(533)

KNOCKDOWN CASE SIZES (IN)

	KDL	KDW	FLAP
MINIMUM	13.75(349)	8.50(216)	2.50(64)
MAXIMUM	39.50(1003)	29.00(737)	8.00(203)

NOTE: MAXIMUM MACHINE SPEED FOR KDL GREATER THAN 32.0" IS 40 CPM.

MACHINE SHOWN RUNS RH CASES



UTILITY REQUIREMENTS

AIR REQUIREMENTS: .742 SCF/CYCLE @ 80 PSI (0.0211m³) PER CYCLE @ 551.2 KPa)
 ELECTRICAL REQUIREMENTS: 230/460 VOLTS, 3 PHASE, 60 Hz STANDARD
 FULL LOAD AMPS - 33.0 AMPS
 DISCONNECT SIZE - 60 AMP
 POWER REQUIREMENTS PROVIDED ARE FOR A BASE MACHINE AND CUSTOM OPTIONS MAY RESULT IN CHANGES

MACHINE WEIGHT: APPROX. 3,600 LBS. (1,621 Kg)

SPEED CAPACITY

SEE BROCHURE OR ORDER SPECIFICATION DOCUMENT FOR MACHINE SPEED

PROPRIETARY
 NEITHER THIS DOCUMENT NOR THE INFORMATION CONTAINED THEREIN MAY BE REPRODUCED OR DISCLOSED TO ANYONE WITHOUT THE WRITTEN PERMISSION OF R.A. PEARSON CO.

DATE	REVISION	ECN NO.	REV. BY	CHKD BY
9/16/14	UP-DATE UTILITY INFO, SHOW MOTORIZED KD OVRHD, PV 1000 WAS 700			K.A.
9/16/14	.742 SCF WAS .565 SCF, SHOW CORRECT AIR HOOK UP LOCATION			K.A.
6/2/14	PV +6 7 INCH WAS PV 600 HMI, SHOW UP-DATED OPRT ENCL LOCAT			K.A.
10/10/13	FLA WAS 35.0, DISCON SIZE WAS 60 (PER DAN B.)			K.A.
1/8/13	UP-DATE ELEC UTIL INFO, DELETE MACH HAND INFO			K.A.
9/27/11	SHOW UP-DATED DISCHARGE GUARDING			K.A.

2' - 2 7/16" 672
 DIMENSIONS ARE IN FOOT FRACTION INCH OVER MILLIMETERS.

PEARSON PACKAGING SYSTEMS
 8120 WEST SUNSET HIGHWAY
 SPOKANE, WASHINGTON 99224
 WWW.PEARSONPKG.COM

TITLE: **CE50-G CASE ERECTOR ALL SERVO WITH 6FT MAGAZINE**

DR. K.A. 4/4/11
 CHK. DWG NO. 673286L
 APP. SCALE SHEET