

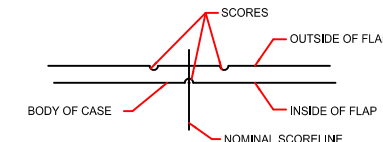
**UTILITY REQUIREMENTS**

AIR REQUIREMENTS: 1,038 SCF/CYCLE @ 80 PSI (0.0290m³ PER CYCLE @ 551.2 KPa)  
 ELECTRICAL REQUIREMENTS: 230/460 VOLTS, 3 PHASE, 60 Hz STANDARD  
 FULL LOAD AMPS - 25.0 Amps  
 DISCONNECT SIZE - 30 Amp

**POWER REQUIREMENTS PROVIDED ARE FOR A BASE MACHINE AND CUSTOM OPTIONS MAY RESULT IN CHANGES.**

**MACHINE WEIGHT:** APPROX. 2,000 LBS. (901 Kg.)

**SPEED CAPACITY:** CASE ERECTOR IS CAPABLE OF UP TO 25 CPM.



**DOUBLE POINT SCORING**

THE STYLE AND QUALITY OF SCORING CAN AFFECT THE OPERATION AND PERFORMANCE OF THE CASE ERECTOR. PEARSON PACKAGING SYSTEMS RECOMMENDS THAT CASES WITH DOUBLE POINT SCORING BE USED, (SEE SKETCH ABOVE) IN ORDER TO MAXIMIZE THE CONSISTENCY OF OPERATION OF YOUR MACHINE.

**MACHINE SHOWN RUNS RH CASES**

**CORRUGATED SIZE RANGE**

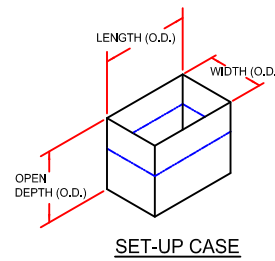
**ERECTED CASE SIZE**

CASE	LENGTH	WIDTH	DEPTH	OPEN DEPTH
MINIMUM	8.00 (203)	5.50 (140)*	3.00 (76)	6.0 (152)
MAXIMUM	24.00 (610)	16.00 (406)	18.50 (470)	21.00 (533)

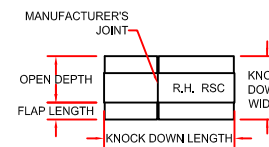
\* CASE WIDTH VARIES DEPENDING ON CASE STYLE.

**KNOCKDOWN CASE SIZES (IN)**

	KDL	KDW	FLAP
MINIMUM	13.00 (330)	8.00 (203)	2.50 (64)
MAXIMUM	40.00 (1016)	29.00 (737)	8.00 (203)



**KNOCK-DOWN CASE DESCRIPTION:**



PROPRIETARY  
 NEITHER THIS DOCUMENT NOR THE INFORMATION CONTAINED THEREIN MAY BE REPRODUCED OR DISCLOSED TO ANYONE WITHOUT THE WRITTEN PERMISSION OF P.A. PEARSON CO.

DATE	REVISION	EDG. NO.	REV. BY	CHKD BY
1/14/20	SHOW NEW STREAMLINE 30 DAY CONFIGURATION		K.A.	
3/24/18	UP-DATE ELEC UTILITY INFO		K.A.	
2/5/18	CHANGE HMI TO PV 1000 FROM PV 700		K.A.	
11/22/17	SHOW OPTIONAL CONFIGURATION TEXT		G.J.N.	
5/24/16	DELETE ADDITIONAL 6 FT MAG. OPTION		K.A.	

2' - 2 7/16" 672

DIMENSIONS ARE IN FOOT FRACTION INCH OVER MILLIMETERS.

		6100 WEST HUNTER HIGHWAY SPANISH WATERS, MISSOURI 64482 WWW.PEARSONPKG.COM	
		<b>TITLE</b> CE25-G CASE ERECTOR RH CASE	
<b>DR.</b> K.A. <b>CHK.</b> <b>APP.</b>	<b>DWG. NO.</b> 638032L-3	<b>SCALE</b>	<b>SHEET</b>